

Welcome to the Deep Creek Fly Fishers

August 2011 Newsletter

www.deepcreekflyfishers.org

P.O. Box 8203, Redlands, CA 92375

INSIDE THIS ISSUE:

Page 2: President's Message & Club Officers
Page 3: 2011 Meetings & Speakers
Page 4: Education & Outings - Calendar Update

Page 5: Fly of the Month Contest
Page 6: Conservation: Update-Yellowstone River Oil Spill

Wed. August 24th @ 7:00pm



Bill Reeves will talk about local fishing

Bill is a past president of DCFF's, Director of Fisheries Resource Volunteer Corps, and currently our club's Conservation Chairman. Bill is an expert on our local waters. So come and learn about fishing Bear Creek, Deep Creek, the San Gabriel River, San Antonio Creek and many others. Maybe Bill will tell us about some of his top secret spots!

Meet this Months Speaker for Dinner

All members are invited to meet and have dinner with this month's speaker, **Bill Reeves**, before the meeting. This year we are returning to **Art's Bar and Grill** and dinner will be at **5:30 pm**. The food is great and the prices are very reasonable - each member pays for their own meal and any drinks. Their Wednesday Dinner special is still Prime Rib of Beef for \$11.50 or you can select from the menu many other reasonable priced options from the grill. See you there!

Art's Bar & Grill

3357 University Avenue, Riverside 92501 (91 Fwy. @ University Ave.)
951-683-9520



Grandmas on the loose playing 'go fish'

Presidents Message

Hi there everyone,

Early August I took my Mom, goddaughter and niece to Yellowstone to introduce them to the Great Outdoors. None of them had ever been to a National Park before. On this sojourn I passed the following rivers and not necessarily in this order: the Big Hole, Beaverhead, Madison, Gallatin, Yellowstone, Rock Creek, Rosebud Creek, Fire Hole River, Snake, and the Green and every single instance the flows were too high to fish. You would have to be 2 feet tall to get your boat and self under the bridges on the Beaverhead. There was no place to stand on the

creeks because the water was raging. I tried to fish the Rosebud over a fence. Absolutely frustrating to be a fly fisherman! I know, quit my belly aching...at least I got to see the rivers, and they were roaring.

Thank you so much to Mark for running the meeting in my absence. I know everyone with a passion for supporting our troops enjoyed the evening.

As I had mentioned earlier in the year, I will also be gone in August as well. I will be working out west, going to a cousin's family reunion, and attending the National Fly Fishing Fair and Conclave in West Yellowstone presented by the Federation of Fly Fishers, and of course fishing with my buds for a few days. While I am not in the state, I am only a phone call or e-mail away if you think I need to know something. I'm a plugged in kinda chick and can always be reached.

Watch out because September is going to be a fabulous month to fish in the Sierras this year, so be sure you take a look at our Mammoth Lakes Closer as an option. It's also the month we start gearing up for our Annual Holiday Banquet, which will be organized by our Vice President, Mark Hopkins. We are also currently looking for a new Membership Coordinator to start next year. Carl Weuebben has done a terrific job for us in the past years and we are most grateful.

Don't forget while you are catching the big fish over the next couple of months, that November is our Annual Member's Night and we'll all look forward to you showing off this season's big catches.

Cathlene Fishman, President

2011 Club Officers & Directors

President: Cathlene Fishman, (909) 376-6467
fishingzelda@yahoo.com

Vice President: Mark Hopkins, (909) 867-2505
mhopfcap@msn.com

Secretary: Robin Johnson, (909) 987-2953
johnson2953@mac.com

Treasurer: Denise Chilson, (909) 204-0795
denisechilson@aol.com

Conservation: Bill Reeves, (909) 987-1297
Williamtreeves@aol.com

Membership: Carl Wuebben, (909) 356-1848
prostock37@sbcglobal.net

Education: Travis Mason, (909) 241-6619
travismason@verizon.net

Outings: Mike Telles, (951) 672-0303
miketelles@verizon.net

TIC: Doug Spieske, (909) 798-4151
dspieske@verizon.net

Steve Zaborsky, (951) 685-5718
sgzaborsky@aol.com

Raffles: Rick Proulx, (951) 452-4590
gofishrick@adelphia.net

Web Master: Greg LaPolla (951) 340-1409
glapolla@gmail.com

Newsletter: Rob Wilcox, (949) 387-6094
rrwilcox@cox.net

Club Store: Sean Robbins, w(951) 300-8437
dinoracr@aol.com

FFF Rep': Carl Ronk, (909) 987-4051
carlronk@earthlink.net

Past President: Ron Bishop, (909) 203-3075
countryusa@live.com

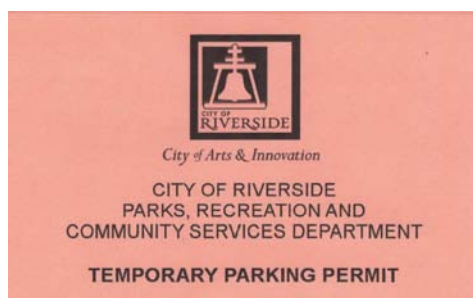
Past President: Rod Castanien (909) 946-5251
rcastan@verizon.net

2011 Meetings & Speakers

Meetings are held 7:00pm on the 4th Wednesday of each month, except December in the Izaak Walton Clubhouse, 2710 Dexter Drive, inside Fairmont Park, Riverside, CA

- Aug. 24 Fishing the Local Hot Spots, by fellow member, Bill Reeves
- Sep. 28 Jay Murakoshi, of Flies Unlimited
- Oct. 26 Becoming Outdoor Women, by Susan HesserGil, President of BOW, CA
- Nov. 16 Members Night
- Dec. __ 27th Annual Holiday Banquet

PARKING PERMITS REQUIRED FOR OUR MEETING NIGHTS



Be sure to ask for a Parking Permit when attending the monthly meetings. Per City ordinance, with out a permit, all vehicles parked in parking lots at Fairmount Park from dusk until dawn - **WILL BE TICKETED.**



DCFF Logo Mugs



\$10.00 Small


\$13.00 Large

We're now offering DCFF Logo Coffee Mugs in the two sizes shown above. The Club needs to pay for the mugs at the time we place our order. So, if you're interested place your orders and pay in advance at the August meeting. That way we can have the mugs for you in time for September's meeting.

Sean Robbins, Club Store

Deep Creek Fly Fishers Club Store

***All items available at the monthly meetings. Prices for 2011**



Tee Shirts:	Long Sleeve	\$15.00
	Short Sleeve	\$10.00
Hats:	1 size fits all	\$15.00
Logo Decals:	Small	\$4.00
Logo Patches		\$10.00
Logo Fly Box*		\$15.00

*Orders for custom image boxes will be taken. See Sean Robbins or for details.

Education & Club Outings

“Knots & Shots” A new Training Class

**Saturday Sept 3
9 am - 12 noon**

Mike Wright and Travis Mason (Instructors)

Most guides will tell you that the ability to tie knots and construct leaders (fast) is an important skill for their job. When guides get together, they will have contests that test their ability to tie knots and construct leaders as fast as they can. The loser in this test of skill must take a "shot" of whatever beverage is on the table for the contest. Many tales are told about these gatherings but you can be sure, that losers are going to go home with a hang-over and a great desire to learn how to tie their knots and leaders faster and better.

Our Knots and Shots Class will only have the knot tying part of this guide get together, but will have standards to meet as follows:

- Tie a surgeons knot, nested uni-knot, nested nail knot and blood knot in less than a minute
- Construct a leader with Two leader knots (see above: your choice) and leaving a tag end for a 3 fly rig (3 minutes)
- Tie a clinch knot or improved clinch knot in less than 30 seconds (including threading the fly and cutting the tag end)



In addition to learning how to tie all the above knots, we will also have fun learning how to tie salt water knots including the spider hitch and the class tippet Bimini Twist

If you plan on attending this class, please bring a spool of old 10-20lb test mono or amnesia you have from home to help us defray the cost of the class.

Several members have asked for a class of this type and those who plan to fish at the Kern River event this year should be able to decrease the time to change rigs during the tournament.

I hope to see a lot of you at the class. Regardless of your current skill level, you should get something new from this class.

Mike Wright
951-244-8721(Home)
951-805-8713(mobile)
mikewright2m@me.com



Here what's scheduled for August & September:

August 27: Introduction to Fly Fishing 9am-3pm
Mike Wright will teach this class.

September 10: Introduction to Entomology 9am-12noon.
Dave Parker teach this class.

September 17: Introduction to Casting 9am-12noon
Mike Wright will teach this class.

September 24: Advanced Casting 8am-5pm
Mike Wright will teach this class.

Sept. 29-Oct. 6: Mammoth Lakes Close
\$180 for the entire week in on of the condos. Payment is required to reserve your spot. So bring you check and

signup at the next meeting, or call our Outings Director, Mike Telles (951) 375-2140.

November 5: SWCFFF Inter-Club Tournament, Kern River. Mike Wright is the Team Captain. More details to come...

Regarding Education & Outings

The education/training classes and outings listed above, are only what we have planned to date. Additional events may be planned and many of the details will be provided as they become available...

Fly of the Month Contest - August

ORANGE SKITTISH CRAYFISH

NATHAN PERKINSON

It's no secret that big fish love to eat crayfish. These crustaceans are high on the menu for big bass and trophy trout. Tie on a crayfish pattern to catch the biggest fish. The skittish crayfish matches the basic silhouette of a crayfish while imitating the crazy backward swimming motion. So tie up a bunch because you will lose a few. But don't worry, they tie up really fast and you won't feel such a loss as if you spent an hour tying a realistic one.



Pattern

Hook – your favorite streamer hook, sizes #8 to #2

Thread - Orange 6/0 (140 Denier)

Eyes– Orange painted dumbbell eyes (can use red) with black pupil.

Claws – Orange squirrel tail or bucktail (I used squirrel tail natural fox)

Head – Orange squirrel dubbing or substitute (I used crayfish orange S.L.F.)

Carapace – Moose body hair

Body & Legs– Orange rabbit Zonker strip (can use barred crawfish orange)

Tail – Clipped ends of moose hair

How to Tie

1. Put hook in vice. Tie thread on just in front of the hook bend. Make a thread base forward, halfway up the hook-shank, and then back toward the bend. Put a little Zap-a-gap on it and let it dry a minute or two. Tie in your eyes using a figure 8 wrap, then put a little zap-a-gap on to hold the eyes still so they won't spin on the thread base (locate eyes just in front of the bend of the hook.)

2. Tie in the squirrel tail for the claws just behind the eyes (bend of hook side), then wrap forward to tie the rest in for an underbody and clip at an angle a little bit behind the eye of the hook. Wrap back to the hook bend and separate the squirrel tail claws in half by using your thread (I did it like I was posting). Just keep it to each side any way you can.

3. Dub some squirrel dubbing or your substitute from where you tied your claws in, and go around and under the eyes to the front of the eyes (figure 8's).

4. Invert the hook or rotate your vice. Tie in a clump of moose hair by the tips right in front of the eyes (eyelet side) enough to cover the top and just a little over the side (comb out fuzz and put in a stacker.)

5. Tie in a rabbit zonker near the eyes (eyelet side), and wrap it forward to a little bit in front of the eyelet (2-3 eyelets), petting it backward as you go. Tie off, clip tag end, then brush the rabbit hairs down with your finger (wetting it helps.)

6. Pull the moose hair back and tie off with several wraps of thread keeping the hair snug and not letting it spin on the hook shank (behind the eye.)

7. Whip-finish the thread under the moose hair, and then clip the hair to form a tail. Apply head cement to the thread wraps, both over and under the tail.

NOTE. You can also tie in olive and tan. Just replace the orange with the other color. Everything else is the same.

Now that wasn't so bad – now go tie up two dozen or more and go catch a big rock...oops, I mean fish (you will lose some on the bottom.)

If you tie this fly then fish it, please give me some feedback on how well it worked for you. Or for any other questions, please contact me.

Cell: 909-953-7182

Email: prostock37@sbcglobal.net

CARL WUEBBEN >))))))(<>

Yellowstone River Oil Spill Update: Soil, Water Sample Results Delivered to Landowners Affected by Oil Spill



This July 10, 2011 file photo shows the Yellowstone River flowing eastward past the CHS Inc. refinery in Laurel, Mont. State officials are calling on federal regulators and the oil and gas industry to provide data on the "invisible spider web" of pipelines crossing Montana waterways in the wake of a spill that dumped tens of thousands of barrels of oil into the Yellowstone River. (AP Photo/Julie Jacobson, File)

Excerpts of an article by Rob Rogers
of the Billings Gazette, Thursday, August 11, 2011

The Environmental Protection Agency, which completed sampling soil and water on 40 properties along the Yellowstone River after the July 1 oil pipeline break, has delivered those results to the landowners.

The data indicate that the spill is not expected to have a long-term negative effect on the land, officials said.

The results show that the estimated 1,200 barrels of oil dumped into the river from ExxonMobil's Silvertip pipeline was raw crude oil, containing low levels of metals and unlikely to be a human health or environmental threat. The oil contained no additives.

Lab analysis has shown also that the oil is breaking down under sunlight and through evaporation and dissolution into the river. The stickier goo still left doesn't pose a threat to human health, although it is an aesthetic concern, officials said.

Thirty-three drinking-water samples were collected from private residences along the river to verify that private wells were not affected by the spill, the EPA said. Only one compound in one drinking water sample was detected in a well in an EPA Superfund site where the groundwater is known to have been contaminated with petroleum products. That site is in Lockwood.

Also, 14 samples collected from irrigation wells on private property verified that the wells were not affected by the spill.

Cleanup work continues. So far, crews working for Exxon have evaluated 5,652 acres of land affected by the spill. Six more sections of land were expected to be finished and cleaned of oil by Thursday night.

Those sites and others that have been completed will now be re-inspected by EPA and state Department of Environmental Quality officials.

Fly of the Month Winners for June & July



Nick

Zack

Nick La Polla was the winner for June with his egg sucking leach and his brother Zack won for July with his ant pattern.

Wednesday, September 28th

Mark sure you mark your calendar for next month's Meeting and speaker **Jay Murakoshi**. Jay is an expert in salt water and warm water fly fishing. He'll present a program about fly fishing for Striped Bass and be demonstrating some of his favorite fly patterns. So, join us for what promises to be an interesting and unique evening.

Mark Hopkins, Vice President

DEEP CREEK FLY FISHERS MEMBERSHIP APPLICATION



New Membership _____ **Renewal** _____ **Change Address or Contact info'** _____

New members will receive a Club Patch, a Name badge, and a copy of the current Membership Roster. The deadline for all membership renewals to be included in the club roster is February 28th of each year. New member dues received after October 1st are applied to the ensuing year. All Club classes wherein a fee is charged will include a club membership.

ANNUAL DUES

NAME: _____	<input type="checkbox"/>	INDIVIDUAL	\$30
ADDRESS: _____	<input type="checkbox"/>	FAMILY	\$40
CITY / STATE / ZIP _____	<input type="checkbox"/>	JUNIOR (13-18)	\$10
HOME and/or MOBILE PHONE _____	<input type="checkbox"/>	INITIATION FEE (NEW MEMBERS ONLY)	\$20
EMAIL ADDRESS _____	<input type="checkbox"/>	CASH	
	<input type="checkbox"/>	CHECK # _____	

THIS INFORMATION HELPS THE CLUB

<input type="checkbox"/> YES, include my name and contact information in the annual Membership Roster.	<input type="checkbox"/> ARE YOU A MEMBER OF THE FEDERATION OF FLY FISHERS? IF YES, MEMBER # _____ EXPIRATION DATE _____ TYPE _____
<input type="checkbox"/> NO, do not include my name and contact information in the annual Membership Roster.	

SIGNATURE _____ DATE _____

AREAS OF INTEREST

<input type="checkbox"/> EDUCATION / TRAINING	<input type="checkbox"/> ROD BUILDING	<input type="checkbox"/> TROUT IN THE CLASS ROOM
<input type="checkbox"/> CONSERVATION	<input type="checkbox"/> FLY TYING	<input type="checkbox"/> OTHER _____
<input type="checkbox"/> CASTING	<input type="checkbox"/> CLUB OUTINGS	


MAKE CHECKS PAYABLE TO DEEP CREEK FLY FISHERS

BRING THIS APPLICATION TO OUR MONTHLY MEETING, OR MAIL TO P.O. BOX 8203, REDLANDS, CA 92375



RIVERSIDE

California | City of Arts & Innovation



P.O. Box 8203
Redlands, CA 92375

August 24, 2011
MEETING DATE