

# Welcome to the Deep Creek Fly Fishers

*April 2025*

[www.deepcreekflyfishers.org](http://www.deepcreekflyfishers.org)

6185 Magnolia Ave. #272 Riverside, Ca 92506-2524

April 23<sup>rd</sup> Speaker

Bill Reeves

Deep Creek and Surrounding areas

formative evening with one of our most revered members.



Our very own fly fishing legend with decades of experience will be giving a presentation on our namesake Deep Creek and other fishable waters in our local mountains. Bill has been instrumental in protecting our local waters, meeting with many legislators to stress the importance of protecting our treasured streams and wildlands. Join us for an in-

## **Dinner With the Speaker**

El Torito at 4:30 PM

3639 Riverside Plaza Drive Riverside, CA

Each is responsible for their own food and beverage

Club House opens at 6:00 pm Meeting starts at 7:00 pm

Izaak Walton Clubhouse—2710 Dexter Drive Riverside

## President's Message

### Kurt Marcks



I sold something last year on Fly Fishing Addicts of Las Vegas, a cool Facebook group. I know the coordinator of the group and he vouched for me when I put the item up. He said "I have fished with Kurt, he's alright." I appreciated his endorsement, but it also said something about our sport. You do get to know a lot about a person by fishing with them. Not just their skill level, but also their sense of calm, patience, and persistence. You might also get to see if they respect and care for the environment and natural resources.

I had a great time fishing in the Sierras last month on the club's Bishop outing. The folks I fished with were alright. Those who took the classes said they learned a lot from Fred Rowe. I think some fishing buddy bonds were formed as well. That's what the club is about. Take advantage of the educational, social, and, of course, fishing opportunities through the club.

Hope to see you on the water.  
Kurt



# On the Water Euro-Nymphing Class

At the end of March, Fred Rowe of Sierra Bright Dot Fishing taught an Introduction to Euro Nymphing Class sponsored by the club on the Lower Owens River.

The class was limited to four, because even though billed as a half day class Fred wanted to spend 30+ minutes with each of the students on the water after the lecture.

The class started at 8:00 with waivers and fishing license documentation and continued with a relaxed question and answer session. First by Fred questioning the participants to understand what we might already know; then by the students trying to consolidate their understanding of the differences between the Polish, Czech, French and Spanish systems that Fred introduced to us.

The two fundamental concepts that Fred imparted were "getting the weight down to the bottom and leading the line and sighter through the water while tapping the bottom at the same speed as the current"

Fred showed us how he rigs up a new 21' leader and Czech tippet for an 11 foot rod, as well as his typical two and three fly setups. He uses tungsten beaded flies, usually with 6-9 mm diameters total. In a three fly rig, the largest/heaviest (4.5mm) fly is in the middle. In a two fly rig at the bottom. The flies are typically set up 20 inches apart.

Fred provided pre-rigged rods, and distributed flies and advice on setting up tags for those with their own gear.

After we got set up, he dropped each of us at different likely spots on Lower Owens below the Pleasant Valley campground bridge, and worked with us individually.

On the water he emphasized keeping tension on the line, with particular attention to casting or "lobbing" the very long light leader with lots of weight on the end.



# On the Water Euro-Nymphing Class

This is very much different from casting the weight of a fly line. No pauses! No waiting to feel the rod load or else you're going to get tangles! Rather keep the long leader and weight always moving.

Each of the students got enough one on one attention to understand the fundamentals of casting and using the sighter, and at least one of the students had 7-8 fish on within an hour of his tutoring session with Fred!

Fred mentioned Devin Olsen's videos on Euro Nymphing. These can be found on YouTube channel Tactical Fly Fishing.

Good class! Sign up for the next one if you get a chance.

## A satisfied student angler



# On the Water Euro-Nymphing Class





# Puddingstone Lake Float Tube Outing

## May 10<sup>th</sup> With Lino Jubilado!

We will meet at 6am at the front gate off Via Verde Dr. and launch at Sailboat Cove. Make sure your float tube is dry, as they will do a quagga mussels inspection. You will also need to have a life jacket or PFD with you. There is a vehicle entrance fee of \$12.00 plus a daily non motorized boat permit of \$9.00. Here's a link to their website, <https://parks.lacounty.gov/frank-g-bonelli-regional-park/>

Recommended setup would be 4-6 weight rods with floating line and 8-10lb flourocarbon leaders. Recommended flies include wooly buggers and balanced leeches size 6-2 in olive, black and white. Clousers will also work in olive/white and all white. If you tie flies you could tie up some of Lino's Skunk Busters and give those a try.

Please signup for this trip on Corsizo

<https://site.corsizio.com/portal/61549500c166a296e128a575>



# Puddingstone Lake Float Tube Outing

## May 10<sup>th</sup> With Lino Jubilado!

### The Skunk Buster

**HOOK:** Size 6-12, 60 degree jig hook. **THREAD:** 6/0 or 140 Denier or larger **WEIGHT:** 5/32 (3.8mm) slotted tungsten bead with 1-1/16th in (26mm) Dressmaker pin **BODY:** Craft Fur **Finish:** UV resin or silicone

Strip it, drag it, or lead it, the Skunk Buster is appealing to a variety of species, fresh & salt.



Follow me on Instagram @lino\_jubilado



1. Cut pin in 1/2 and insert through hole side of bead not the slotted end.



2. Wrap in pin & bead with 1/8" of the pin exposed. Secure slot of bead against the eye bend of hook



3. Cut a 1/2' clump of CF and be sure to pull out the underfur.



3. Tie in craft fur facing forward with lighter color as the belly material and darker for the back.



4. Take the fly out of the vice and separate the belly from the back material as shown and slick back the materials



5. Place a dollop of silicone on a tray and begin slicking back craft fur with fingers or bodkin. **Allow 24 hours to completely cure.**

# Education

## DCFF educational classes and opportunities

Please see the DCFF 2025 Calendar of Classes in this month's newsletter for the class offerings of our club for the first half of this year. I would like to encourage anyone who wants to improve their personal fly fishing skills and learn new ones to step up and register for one or more of these classes.

### FLY TYING

Also, please note a new opportunity this year for those who would like to come early to our monthly club meetings at 4:00 pm. We are having two fly tying instructors available to help members who would like individualized instruction with flies of their choosing. Need tying equipment? We have extra vices, bobbins, etc. for you to use!

See you at the clubhouse at 4 pm before our next meeting - Wednesday 26th!





## Education

### DCFF 2025 Calendar of classes

April	19	9:00 - 12:00	Small Stream Class	Clubhouse
May	3	TBA	Small Stream Outing	TBD
May	10	9:00 - 12:00	Entomology	Clubhouse
June	14	9:00 - 12:00	Intro to Fly Fishing	Clubhouse
June	21	8:00 - 12:00	Beginning Fly Casting	Fairmont Lawn

**\*\* This is the first 6 month schedule**, the remainder of the year will be posted on the calendar on our webpage for your viewing.

Fly Tying teaching / mentoring will take place before our regular monthly meetings. Starting time: 4:00 PM - 6:00 PM

This is for anyone that needs help with patterns they are tying or would like to learn how to tie!

**\*\*Participants would need to bring their own fly tying equipment, hooks & supplies, etc.**

**Sign ups and complete information for the above are on Corsizio.**



# Trout in the Classroom

The dates for Winter releases are as follows:

Day/Month Teacher Location Students

April 17<sup>th</sup> Thu. Zana Kleveno Glen Helen Reg. 60, 1<sup>st</sup>

April 18<sup>th</sup> Fri. Zana Kleveno Glen Helen Reg. 60, 1<sup>st</sup>

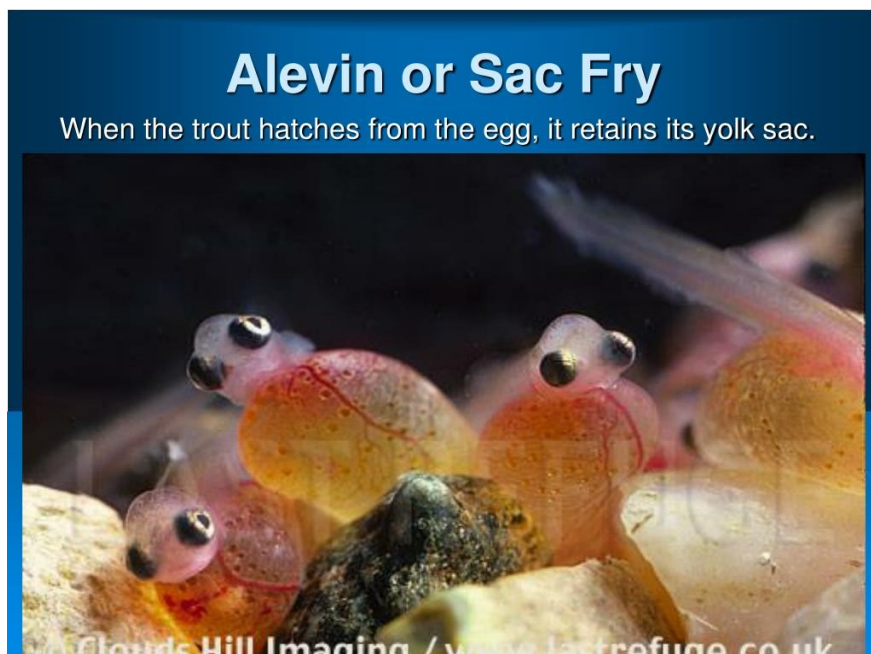
The dates for the Spring Releases are as follows:

May 16<sup>th</sup> Fri. Jessica De Coite Glen Helen Reg. 30, 2<sup>nd</sup>

May 22<sup>nd</sup> Thu. Maureen Free Glen Helen Reg. 70, 4 & 5

**I am looking for volunteers, please check your schedules.**

Jill Wagner (951) 271-0227



# Outings Updates

## 2025 Outings

June 1 - 5 San Juan River Mark Hopkins  
(Sign up directly with Mark Hopkins)

June 16 - 20 Eastern Sierra (Camping) Cliff Dell

Sept 11 - 15 S. Utah (Cedar City) Bill Tolton

Sept 29 - Oct 3 Oregon Jill Wagner

Sign ups and complete information for the above are on Corsizio.

**You must be a member in good standing or a guest of a member to attend an outing.** You can access Corsizio with the QR below or go to the club website, a link is on the homepage.





## Outings Updates

### Let's Go Fishing!!

Gary Applebee is leading a Small Stream Fly Fishing Outing on May 3, 2025. More information will be available later.

Also, we're fishing Puddingstone on May 10rd! This will be a float tube trip. Lino Jubilado will meet us there. His knowledge of the lake is legendary! Bass, trout, panfish and catfish are on the menu.

Cliff Dell's trip to the Upper Eastern Sierra is planned for June 16, 2025 to Friday June 20, 2025. The location is Craggs Campground, 5MCG+VJ Bridgeport.

Bill Tolton is leading the South Utah trip September 11-15. Don't miss this adventure!

Don't forget Jill Wagner is putting on an incredible Oregon trip together. Ask her about the chance of a lifetime.

We need trip leaders to lead outings! Remember, no leaders, no trips.



Sign ups and complete information for the above are on Corsizio.

**You must be a member in good standing or a guest of a member to attend an outing.**

You can access Corsizio with the QR below or go to the club website, a link is on the homepage.

# Outings for 2025

Hello Fellow Fly Fishers!

The annual Outing Planning meeting generated a lot of ideas. Here is a list of recommended possible destinations to fish next year that **need trip leaders**.. Leading a trip is not difficult, it just takes a little research, planning and good communications.

Please contact Bill Beach at [outings@deepcreekflyfishers.org](mailto:outings@deepcreekflyfishers.org) to become a trip leader.

## *Local*

Leading a local trip is easy: pick a place and time to meet, provide a list of gear and expectations of physical requirements and skill level, then keep participants updated.

### **Trip**

LA River  
MacArthur Park  
Pudding Stone Lake  
Big Rock Creek  
Alamitos Bay  
Big Bear Lake  
Lake Perris  
Diamond Valley Res.  
Jenks Lake  
San Gabriel River East/West Forks  
Surf

### **Season**

Open  
Open  
Open  
Winter/Spring  
Open  
Open  
Spring  
Open (reservations required)  
Spring  
Fall to Spring  
Open

## *Distance*

Leading a distance trip is not much harder, mostly getting information out to our membership with plenty of lead time so folks can make plans.

### **Trip**

Kern River  
South Utah  
Bishop  
Green River  
White Mountains, AZ  
Yellowstone  
Henry's Fork

### **Season**

Fall  
Summer/Fall  
Late Fall to Spring  
Spring/Fall  
Spring / Fall  
Spring/Fall  
Spring/Fall

**THE 2025 SAN JUAN RIVER TRIP**  
**JUNE 1<sup>ST</sup> THRU JUNE 5<sup>TH</sup> 2025**



Join us at Fisheads San Juan River Lodge for world class fly fishing. We will arrive **Sunday June 1<sup>st</sup>** for a delicious 4 course dinner. Then we will enjoy 3 days of guided float trips on exclusive trout water. The cost this year remains the same as last year at \$1704. Included are: 4 nights lodging with **leaving June 5th**, 4 dinners, 4 breakfasts, 3 sack lunches on the river, all flies and terminal tackle and tips for housekeeping and food service. Tips for guides and fishing license (about \$39) are not included. A \$700 deposit will be due by the February club meeting and the balance due by the April meeting.

**YOU MUST SIGN UP WITH A PARTNER.** Contact Mark Hopkins at [mar-khopfcap@gmail.com](mailto:mar-khopfcap@gmail.com)



## Southern Utah Trip

### September 11-15, 2025

## Join us on our 2nd annual trip to Cedar City Utah, fishing with Circle Valley Anglers.

On this trip you will have the opportunity to fish private water for Trophy Trout and or public water for resident rainbows, browns and cutthroats. Some of the waters you can fish include the Beaver and Sevier rivers along with Mammoth, Asay and Panguitch creeks.

Recommended equipment would include waders and boots and typical 9', 5wt rods, 5x leaders and tippet. Optional rods could include shorter 3 & 4wt rods and euro nymphing rods. Dress in layers as the weather can change during the day. A Utah fishing license is necessary and can be purchased online or at Sportsman's Warehouse along with local fly selections.

You will be responsible for your own lodging, transportation and meals. There are many reasonably priced motels in Cedar City along with a handful of RV parks and campgrounds. There's also plenty of good restaurants in town.

Guided Fishing will cost approximately \$200 to \$600 per day depending on the location and how many in your group. You will have the option of 3 days of guided fishing or a mix of guided and DIY days. This trip will be limited to 8 people. We will have a pre-trip meeting to discuss fishing, lodging and ride sharing options.

Don't miss your opportunity to fish in this beautiful area of Utah!!

You can contact me, Bill Tolton, at [bstolton@sbcglobal.net](mailto:bstolton@sbcglobal.net) for more information



## McKenzie River, Oregon Trip Leader/Jill Wagner



I have rented a house on the McKenzie River for 4 nights through Vrbo.

**Check in on Monday September 29. Check out on Friday October 3rd.**

It sleeps 8. Plus, I plan on bringing a couple of cots.

The cost of lodging for 4 nights is approximately \$260 per person, or about \$65/night. This is the cost with 8 people. We would be able to plan meals together. I also have a friend who lives there that offered to cook us a couple of dinners, which might be nice after a day of fishing. There are 2 or 3 restaurants nearby as well.

Anyone interested in this trip should contact me **Jill Wagner (951) 271-0227**. I want to have a meeting soon. **My email is [wagnerjill54@gmail.com](mailto:wagnerjill54@gmail.com).**

The most important thing now is that if you think you are up for a wonderful fishing trip to Oregon, **sign up on Corzizio. It will be on there soon. You must be a member of the club to attend**

3 days of drift boat fishing or whatever you want are available. Cost of boats with guides are \$300 plus a tip. Gear and lunch are provided. I need to get the guides booked soon. This is a wonderful fishery. There are many other great rivers and lakes nearby to fish in the area. There are so many possibilities.

I plan to drive, spending 1 night on the road and arriving by September 29. Flights are available from Ontario to Eugene, I believe on Delta and Southwest.

I would love to plan a meeting fairly soon for those interested so that we could discuss details and firm and provide answers to questions.

Please read the article below that went out in the January and February newsletter.  
Jill

The McKenzie River is a 90-mile tributary of the Willamette River in western Oregon. It drains part of the Cascade Range east of Eugene and flows westward into the southern end of the Willamette Valley. The McKenzie River originates at Clear Lake in the central Oregon Cascades

## **McKenzie River, Oregon Trip Leader/Jill Wagner**

and flows south and west through the Willamette National Forest. Recent volcanism, including three distinctive lava flows, has shaped the river into pools, dramatic waterfalls, and cascading whitewater. These features provide exceptional fishing, whitewater rafting and hiking.

The McKenzie River has an excellent quality fish habitat that supports a variety of fish species, including three native wild trout- rainbow, bull, and cutthroat- as well as wild spring chinook, and salmon. There are several different sections of the river, so we wouldn't need to fish the same section twice. We would be fishing from McKenzie River wooden drift boats, which if you're interested in history have a long one.

The cost for a full day of fishing is average at about \$600 per day with 2 people plus a guide for each boat. So, \$300 per day each person. All fishing gear is included; rods, flies, tippet. You are welcome to bring your own rods. Waders are not necessary, as you would remain in the drift boat when fishing with guides. There are places to walk and wade but the river is very cold and there are a lot of trees and undergrowth along the shore, but it's not impossible, you just need to know where the accessible areas are. Lunch is included in the price, tips for your guides are not included. You will also need to purchase an Oregon Fishing License. There are different options available online at [MyODFW.com](http://MyODFW.com).

I'm capping the number of people for this trip at 8. I need 2 people per drift boat. I will have a reserve list in case of cancellations. If we check into our lodging on Monday September 29th and fish for the next 3 days, we will check out on Friday the 3rd of October. I will provide more information about lodging as soon as I get any response from club members about interest in the trip. The trip would work with less than 8, but I need an even number for the boats, unless someone is feeling wealthy. I would prefer to reserve an Air B&B so that we can cook, although there are some very good local restaurants in the area.

There are flights from Ontario to Eugene, I believe Delta is the most reasonable, but I think Southwest is another option. I'm planning to drive and will spend one night somewhere on the way. The scenery up and down the McKenzie River is stunning. I would suggest spending a little extra time in the area. There are several waterfalls short distances from where we will be staying. Koosah Falls, and Sahalie Falls have an easy short hike to the viewing platform. Another beautiful drive is the McKenzie Pass. I am hoping the leaves will have changed at higher elevations and the McKenzie Pass does not disappoint with its beautiful fall foliage. The pass has many scenic stops on the way and at the top are the lava fields and lava lookout that gives you a 360-degree view of many different mountain peaks. From here you descend into the quaint town of Sisters Oregon on the eastern side of the Cascades. On the return trip you can take the Clear Lake Cutoff to make your return journey faster, and you pass by Clear Lake the head waters of the McKenzie River. It is the clearest and coldest lake in the Cascades.

In short, I suggest that you plan at least a couple of extra days for sightseeing. You may want to do a little extra fishing on the Metolius River near Sisters if you plan a day trip over the McKenzie Pass. There are many possibilities and I'm open to them. I spent several years growing up in McKenzie Bridge and I'm familiar with this area. .



# Upper Eastern Sierra Outing: June 16 – 20, 2025

Join us for a mid-week camping trip in June.

We will be staying at Crags Campground, by Twin Lakes which is 10 Miles from Bridgeport.

It is a National Forest campground with approximately 25 sites; paved, no hook ups. Most sites are suitable for RV or tent camping. It's partially wooded, at 7,000 ft elevation; should be nice in June. Camp is a 5 min walk from Robinson Creek, 10 min walk from Lower Twin Lake.

In addition to 'local' fishing at Robinson Creek or float tubing at Twin Lakes, we will be a reasonable drive from numerous other fishing spots (e.g. East and West Walker, Kirman Lk, Wolf Creek, Virginia Lakes, Lundy Lake, ...). Plus, plenty of hiking options for the more energetic of us. The camp site should be a great spot to meet every night and share our successes (or excuses) around the campfire.

**When**: Jun 16 - 20, 2025. Up on Monday, home of Friday (hope to miss the weekend crowds). Of course, you are welcome make your own schedule (come early, stay longer, whatever works for you).


**Fees**: campsites are \$30 - \$50 per night. Everyone makes their own reservations (don't forget to use your senior pass discount).

**Reservations**: open 6 months prior, meaning **you should make your reservation on Dec 16** (adjust that date if you intend to arrive earlier or later than Jun 16).

Here is the link to the reservation site- "<https://www.recreation.gov/camping/campgrounds/232367>"

**You must be a member of the club to attend.**

Trip leader– Cliff Dell    [secretary@deepcreekflyfishers.org](mailto:secretary@deepcreekflyfishers.org)



## 2025 Newsletter Articles Due Dates

**May 14, 2025**

**June 11, 2025**

**July 9, 2025**

If you would like to share your Fishing Story in the newsletter,


contact or send to:

[Roberta Ross newsletter@deepcreekflyfishers.org](mailto:Roberta Ross newsletter@deepcreekflyfishers.org)



© Joseph B. Tomelbay

## Meeting Parking



### **PARKING PERMITS REQUIRED FOR OUR MEETING NIGHTS**

Be sure to ask for a 2024 Parking Permit when attending the monthly meetings. Per City ordinance, all vehicles parked in parking lots at Fairmont Park from dusk until dawn, without a permit will be ticketed. There is limited parking available in front of our clubhouse. Overflow parking is available directly across the street at Fairmont Park Golf Course.

## **2025 Board of Directors**

President:	Kurt Marcks <a href="mailto:president@deepcreekflyfishers.org">president@deepcreekflyfishers.org</a>	Membership:	Jim Killeen <a href="mailto:membership@deepcreekflyfishers.org">membership@deepcreekflyfishers.org</a>
1st Vice President:	Johanna Otto <a href="mailto:vp1@deepcreekflyfishers.org">vp1@deepcreekflyfishers.org</a>	Education:	Clark Stevens <a href="mailto:education@deepcreekflyfishers.org">education@deepcreekflyfishers.org</a>
2nd Vice President:	Bill Tolton <a href="mailto:vp2@deepcreekflyfishers.org">vp2@deepcreekflyfishers.org</a>	Outings:	Bill Beach <a href="mailto:outings@deepcreekflyfishers.org">outings@deepcreekflyfishers.org</a>
Secretary:	Cliff Dell <a href="mailto:secretary@deepcreekflyfishers.org">secretary@deepcreekflyfishers.org</a>	Opportunity: Drawing	vacant <a href="mailto:opportunity@deepcreekflyfishers.org">opportunity@deepcreekflyfishers.org</a>
Treasurer:	vacant <a href="mailto:treasurer@deepcreekflyfishers.org">treasurer@deepcreekflyfishers.org</a>	Web Master:	Greg LaPolla <a href="mailto:webmaster@deepcreekflyfishers.org">webmaster@deepcreekflyfishers.org</a>
Newsletter:	Roberta Ross <a href="mailto:newsletter@deepcreekflyfishers.org">newsletter@deepcreekflyfishers.org</a>	Social Media:	Steve Castles <a href="mailto:socialmedia@deepcreekflyfishers.org">socialmedia@deepcreekflyfishers.org</a>
Trout in the Classroom:	Jill Wagner <a href="mailto:tic@deepcreekflyfishers.org">tic@deepcreekflyfishers.org</a>	First Past President:	Gary Applebee
Conservation:	Jerry Searcy <a href="mailto:conservtion@deepcreekflyfishers.org">conservtion@deepcreekflyfishers.org</a>		





## **Deep Creek Fly Fishers -- Instagram**

**Follow @deepcreekflyfish**

We are using Instagram to promote our activities, our meetings and speakers, our classes, our outings, our conservation, our Trout in the Classroom events, our fishing adventures, and anything else we are doing relating to the world of fly-fishing.

Share your fly fishing adventures with the club's Instagram. This will get you started on sharing your Instagram post with the club and is intended to cover the basics. Here is how to do it:

Create an account and then a username by signing up for Instagram via their app on your phone. For example our club's instagram name is @deepcreekflyfish. Once you have your @username, you are ready to start posting.

Post your pictures (up to 10) and write your caption, and use @deepcreekflyfish either as a tag (tag people section) or as a mention in the text of your post. By tagging/mentioning @deepcreekflyfish, your post will be sent to the club's account as a notification that we were tagged/mentioned by you. We can then re-post your pictures and caption to the club's page, which will then be seen by all of the club's instagram followers in their feed.


If you want your post to be seen by more than just the people that follow you, you can use hashtags in your caption, characterized by the symbol #. Including a # (or multiple) allows your post to be categorized with all of the other posts using the same #. For example, you finish writing the text of your post, and at the end of your caption you write #flyfishing. Your post will now be included in the #flyfishing feed across Instagram. So now every person that follows #flyfishing will see your post in their feed. Maybe you also tie flies, so following #flytying, #clouserminnow, and #troutflies would add every post using those #'s to your feed. Maybe you want the current posts from others about the Lower and Upper Owens or Crowley – so you follow #lowerowens, #upperowens, #crowleylake. Pretty soon your feed will show not only the posts of people you follow, but all of the #'s you follow as well. This is how you can tailor your feed to your exact interests, and is also a way get more people to see your posts and follow you.

If you have any questions at all about this, please don't hesitate to reach out via direct message on Instagram or by email at [deepcreekinstagram@gmail.com](mailto:deepcreekinstagram@gmail.com).



## Deep Creek Flyfishers Sponsors

ORVIS®



FAR BANK

SAGE REDINGTON RIO FLY WATER

